


























Class: Paralympic		08-24			08-26			Total		
Name	Country	Points	Sec	Plac	Points	Sec	Plac	Points	Sec	
1	Michael Johansson	 Sweden	18	33.5	3	28	41	2	46	74.5
2	Pavel Shmatov	 Russia	20	95	1	26	27	3	46	122
3	Ola Jansson	 Sweden	17	21.5	5	28	23	1	45	44.5
4	Jana Kostová	 Czech Republic	18	37.5	4	26	28.5	4	44	66
5	Vladislav Vovk	 Ukraine	18	31	2	26	35.5	7	44	66.5
6	Søren Saxtorph	 Denmark	17	48.5	6	25	41	10	42	89.5
7	Inga Gunnarsson	 Sweden	15	107.5	15	26	29	5	41	136.5
8	Eduard Oginskii	 Russia	15	39	13	25	105.5	11	40	144.5
9	Kari Pinola	 Finland	13	22.5	23	26	31	6	39	53.5
10	Yehor Surkov	 Ukraine	17	49	7	22	29	16	39	78
11	Pekka Seppä	 Finland	16	110	10	23	50	13	39	160
12	Arne Ask	 Norway	16	35	8	23	138.5	14	39	173.5
13	Bohuslav Hulka	 Czech Republic	14	44.5	19	23	29	12	37	73.5
14	Borisas Gavrilovas	 Lithuania	15	31	12	22	51	17	37	82
15	Dmitry Dokuchaev	 Russia	12	92	26	25	28	8	37	120
16	Andrejs Šulcs	 Latvia	15	82	14	22	96	20	37	178
17	Rolf Karlsson	 Sweden	16	162	11	21	34	21	37	196
18	Tadeuš Šimkovic	 Lithuania	15	125.5	17	22	75	19	37	200.5
19	Piergiorgio Zancanaro	 Italy	12	167.5	28	25	33.5	9	37	201
20	Pavel Dudík	 Czech Republic	14	44.5	19	22	21.5	15	36	66
21	Iryna Kulikova	 Ukraine	13	46	24	22	61	18	35	107
22	Laima Lažinskiene	 Lithuania	16	48.5	9	18	101.5	28	34	150
23	Guntis Jakubovskis	 Latvia	13	114	25	21	102.5	22	34	216.5
24	Tuomo Markelin	 Finland	15	191	18	18	32	27	33	223
25	Richard Keighley	 Great Britain	12	123	27	21	123.5	24	33	246.5
26	Fabio Bortolami	 Italy	11	131	31	21	113.5	23	32	244.5
27	Miguel Angel Garcia Grinda	 Spain	11	225	33	21	170	25	32	395
28	Peter Roberts	 Great Britain	14	98	21	16	33.5	32	30	131.5
29	Jahn Petersen	 Denmark	14	112.5	22	16	63	34	30	175.5
30	Valdis Strods	 Latvia	12	174.5	30	17	86.5	30	29	261
31	Nobuyuki Takayanagi	 Japan	9	209.5	36	20	148.5	26	29	358
32	Bjørn Vognbjerg Jørgensen	 Denmark	12	174	29	16	52.5	33	28	226.5
33	Mauro Nardo	 Italy	11	165	32	17	143	31	28	308
34	Vladislav Poznianskyi	 Ukraine	10	137	34	15	76	35	25	213
35	Ahmed Shaaban	 Egypt	6	92	38	18	177.5	29	24	269.5
36	Nagamitsu Mori	 Japan	9	115	35	13	170	36	22	285
37	Daniel Heimgartner	 United States	7	185	37	10	225	37	17	410
38	David Irving	 United States	15	119.5	16				15	119.5